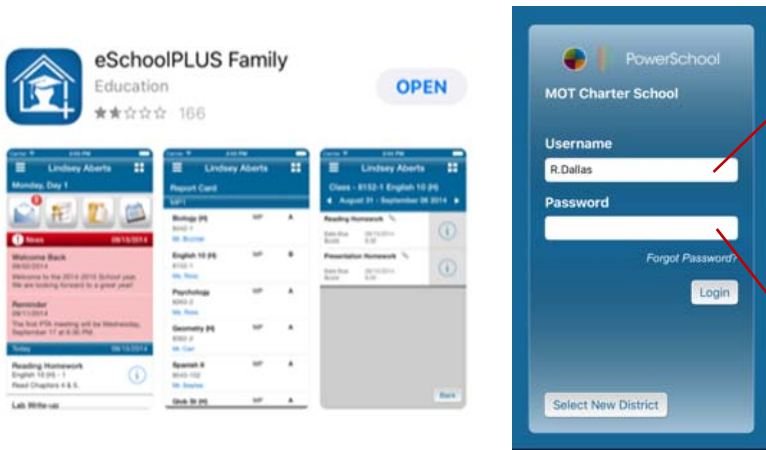


# HOME ACCESS APP – “EschoolPLUS” USER GUIDE

Home Access Center (HAC) is a valuable resource for Parents and provides information about student’s attendance, grades, transportation, and more. The EschoolPLUS Family app connects families to HAC, is easy to navigate, and can be used at their convenience.

## 1. Download the App and Log In



The image shows three screenshots of the eSchoolPLUS Family app. The first is the app store page for 'eSchoolPLUS Family Education' with a 4.5-star rating and 166 reviews. The second is the login screen for 'PowerSchool MOT Charter School' with fields for 'Username' (containing 'R.Dallas') and 'Password', a 'Forgot Password?' link, and a 'Login' button. The third is a dashboard view for 'Lindsay Alberta' showing a 'Report Card' and 'Reading Homework' section.

PowerSchool  
MOT Charter School

Username  
R.Dallas

Password

Forgot Password?

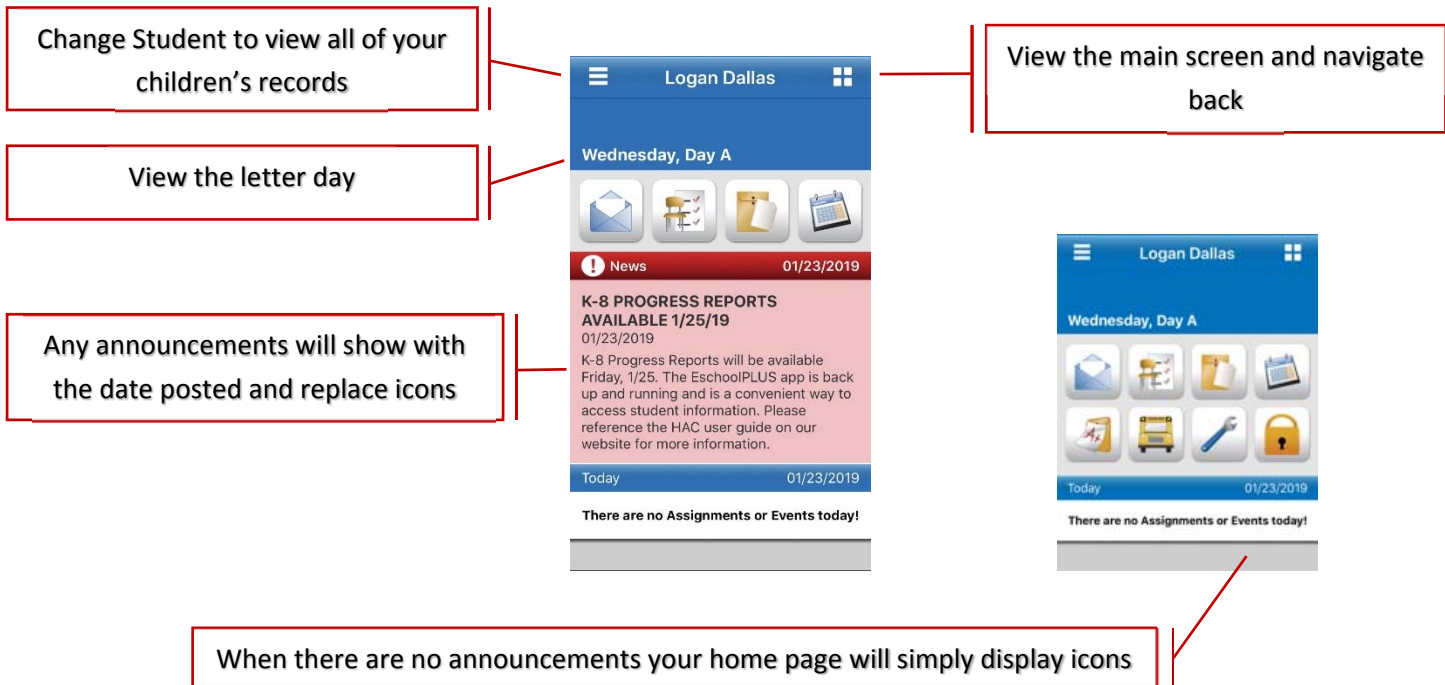
Login

Select New District

Users are capital first initial, period, last name with the first letter capitalized

Both usernames and passwords are case sensitive. Passwords can be changed once logged in

## 2. The Dashboard



The image shows two screenshots of the app dashboard for 'Logan Dallas' on 'Wednesday, Day A'. The dashboard includes a 'News' section with a red banner for 'K-8 PROGRESS REPORTS AVAILABLE 1/25/19' and a 'Today' section with the message 'There are no Assignments or Events today!'. The top navigation bar has a hamburger menu icon on the left and a grid icon on the right. The main content area has a row of icons for mail, calendar, and other functions.

Change Student to view all of your children’s records

View the letter day

Any announcements will show with the date posted and replace icons

View the main screen and navigate back

When there are no announcements your home page will simply display icons

### 3. Menu Icons

The screenshot shows the Logan Dallas app home screen with the following callout boxes:

- View Alerts for attendance and report cards** (points to the Notifications icon)
- View Attendance Calendar with absence info** (points to the Attendance icon)
- View the Home page** (points to the Home icon)
- View graded assignments** (points to the Classwork icon)
- View assignment due dates** (points to the Calendar icon)
- Manage account and set up alerts** (points to the Preferences icon)
- View Report Cards grades and comments** (points to the Report Card icon)
- View your child's bus and stop and any days they are car riders** (points to the Transportation icon)
- Logout** (points to the Logout icon)

### 4. Notifications and Attendance

The screenshot shows the Notifications screen with the following callout box:

- Check your alerts for attendance and notifications of posted report cards. Click the right arrow for more details** (points to the right arrow in the notification card)

The screenshot shows an Attendance Alert notification with the following callout box:

- View the date of the alert and details regarding absence codes** (points to the date and details in the alert)

Date	Period	Attendance Code
01/08/2019	Hmrm	AE - Absent Excused

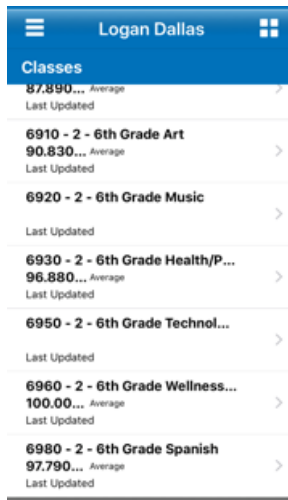
The screenshot shows the Attendance calendar view for November 2018. The 6th of November is highlighted with an information icon. The following callout box is present:

- View your child's attendance in calendar view, click the "i" icon for more details** (points to the information icon on the 6th)

The screenshot shows a Partial Day Absence notification with the following details:

- Dismiss Time**: 09:25 AM
- Arrive Time**: 11:15 AM
- Period**: Hmrm
- Comment**: dr appt; dr note received

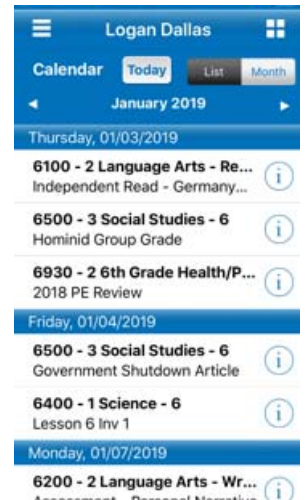
## 5. Classwork and Calendar



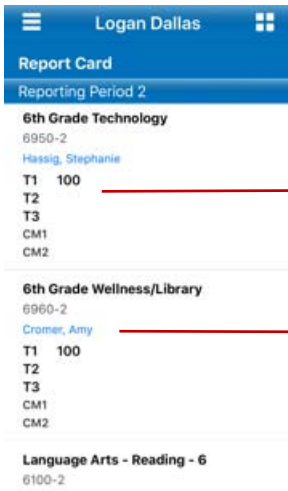
View classwork and grades



View calendar in list or monthly view. Assignment due dates are listed.



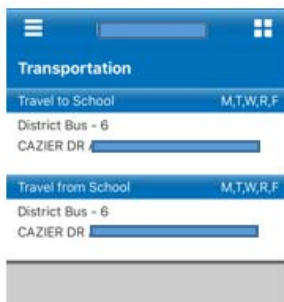
## 6. Report Cards and Progress Reports



View grades and comments for each class. Scroll down for prior Trimesters.

Email your child's teacher by clicking their name

## 7. Transportation and Preferences



View your child's bus number and stop as well as any days they are listed as car riders.

Update your account and set up alerts

